



4 Connect Bingo S



Connect Four Bingo 4 Box Strategiespiel Samanea Holzspiel für 2 Spieler mit den Maßen 17,5 x 12,8 x 3,0 cm, connect 4 in wooden box Monkey Pod



Bingo, 4 wins, place the first 4 of your color in a row diagonal, vertical or horizontal...

~~Rating Not Rated Yet~~

1-2 months



[Ask a question about this product](#)

Manufacturer Knobelholz.de

Description Connect Four wooden box small



Here as a Samanea wood box version with wooden balls. The box is collapsible for transport. To prepare the Samanea wooden box for the game, pull the 2 pins left and right out of the game and remove the playing field from the frame. When opening, make sure that the 2 red dots point downwards as otherwise all the bullets fall out.



This also applies to the assembly, red dots together pointing downwards the wooden play. Place the playing field in the wooden frame and use the bingo game in the frame, now used as a floor plate. If the game is built and everyone has its balls of the selected color in its compartment is already going.

Beginning of the game of the game Four Wins




The wooden game Four-in-a-row is played with a vertical hollow game board, in which the players alternately drop their playing pieces. The game board consists of seven columns (vertical) and six rows (horizontal). Each player has 21 equal-colored pieces, which are alternately placed by the players of the four-game strategy game.



When a player drops a piece of the game into wooden game, he places the bottom free slot in the column. The game pieces are placed individually and alternately in the four-match game. The winner is the player who is the first to make four of his pieces horizontally, vertically or diagonally into a line. The game ends in a draw if the board is completely filled without a player has won.

Strategy and tactics for the connect 4 game match

Beginners often overlook the simple threats of the opponent to complete quadruplets, so it is important to keep an eye on all vertical, horizontal, and diagonal lines.



Advanced players try to win by building two threats simultaneously (fork). As a rule of thumb, game pieces in the middle of the game board have more value than playing cards on the edge of the game board, as there are more opportunities for them to be involved in quad lines (thus limiting the opponent's ability). Good players try to put three pieces into the line at short notice, while preventing the opponent from placing in a particular column. To the end, the game often turns into a complex count-out game; Both players try to win by trying to get the opponent to put in a particular column. In this situation, it is helpful to remember that when you are on your own, you will always have an even number of pieces placed until you are back on the train. The strategies of the first and second player differ significantly. All three lines of a color create a hole: a field that, by the appropriate player, serves to win. A hole is called even or odd, depending on the row in which it is located (the lowest row is numbered as "one"). For the first player to win, he must have built more odd holes than his opponent, the straight holes do not matter. For the second player to win, he must have at least two odd holes more than his opponent, or the same number of odd holes, and at least one straight hole. These rules are simplified, because when multiple holes are in the same column, it becomes more complex. Holes that lie directly above other holes are usually useless.

So now lots of fun, but beware the game has addiction!

Units in box: 1

Reviews

There are yet no reviews for this product.